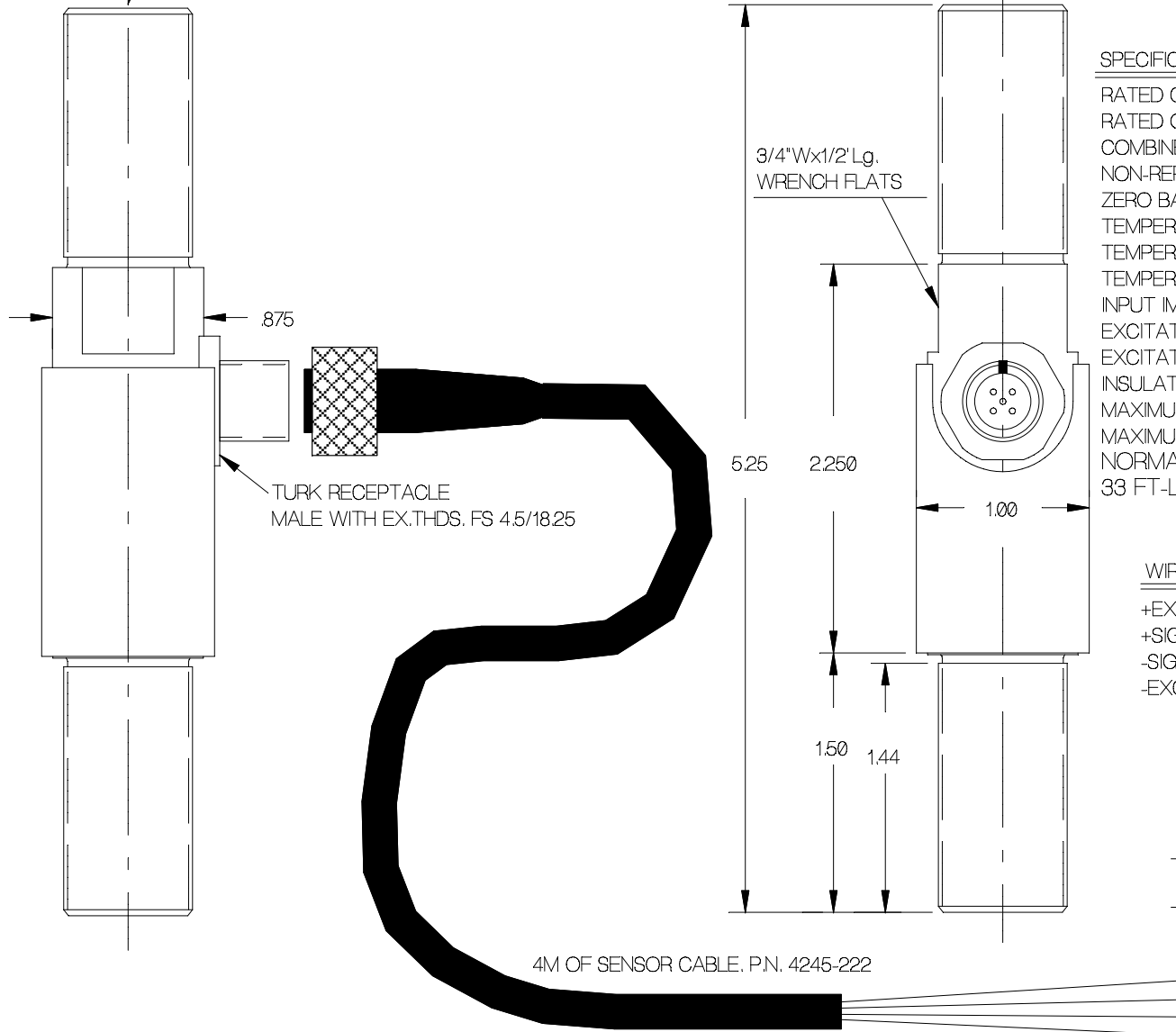


REV	DATE	DESCRIPTION	ECO	SIGN
1	6/22/01	RELEASE TO PILOT	1054	RAB
2	8/15/01	Change Male Thread Length to 1"	1062	RAB
3	7/26/02	Chg. to Receptacle, & Male Thread Lg to 1.5"	1140	RAB

3/4-16 UNF 2A BOTH ENDS.



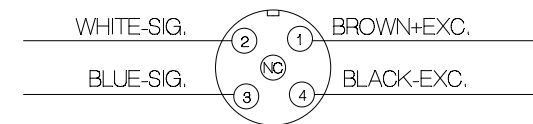
SPECIFICATIONS:

RATED CAPACITY	3,000 POUNDS
RATED OUTPUT	2mV/V
COMBINED ERROR	0.25% OF F.S.
NON-REPEATABILITY	0.05%
ZERO BALANCE	1%
TEMPERATURE RANGE, COMPENSATED	14 to 104°F
TEMPERATURE EFFECT, OUTPUT	0.018%/°F
TEMPERATURE EFFECT, ZERO BALANCE	0.005%/°F
INPUT IMPEDANCE, (typical)	350 OHMS
EXCITATION VOLTAGE (typical)	10VDC or VAC rms
EXCITATION VOLTAGE, MAXIMUM	15VDC or VAC rms
INSULATION RESISTANCE	5,000 MEG.OHMS @ 50 VDC
MAXIMUM LOAD, SAFE	150% F.S.
MAXIMUM LOAD, ULTIMATE	200% F.S.
NORMAL INSTALLATION TORQUE: 16 FT-LBS.	
33 FT-LBS OR MORE WILL RESULT IN UN-REPAIRABLE DAMAGE.	

WIRE COLOR CODE:		PIN NO.
+EXCITATION	BROWN	1
+SIGNAL	WHITE	2
-SIGNAL	BLUE	3
-EXCITATION	BLACK	4

TURK FS 4.5/18.25 or EQ.

(RECEPTACLE FRONT SIDE)

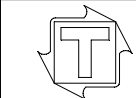


TOLERANCES UNLESS OTHERWISE SPECIFIED:

XXX=0.005
XX=0.015
X=0.025

SCALE: FULL

FINISH: BRUSHED STAINLESS COVER
LOAD CELL MAT'L: ALLOY STEEL



TOLEDO
TRANSDUCERS,
INC.

Designed By: Mettert

Date: 1/18/99

Drawn By:

Date:

Approved By:

Date:

Title / Description:

SS1238 3,000 POUND
UNIVERSAL LOAD CELL

Dwg Size:
A

Dwg. Type:
SPEC

Page 1 of 1

Part No.

SS1238-3K

File Name

11161

Doc. No.

11161